



Earthing Connections for By-Pass Line

Pallab Kumar Maitra

EasyChair preprints are intended for rapid dissemination of research results and are integrated with the rest of EasyChair.

October 10, 2020

Earthing Connection

Introducing the earthing connection of coupling connection of Earthing state; the connection is connected with iron and copper connection at the junction point.

The connection introduce in any kind of connection at the earthing state, here prefer any kind of connection like Pipe earthing, Plate Earthing, Rod Earthing etc at the earth surface ground. The main method in this earthing connection is in this figure below

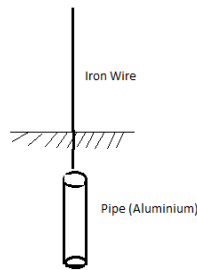


Figure: Pipe Earthing

Uses of a Three phase neutral line in CIRCUIT Breaker; and a phase line in a another circuit Breaker. And a Bypass line in a motor under earth surface in this way produce magnetic flux and neutralize at this point and when in off state, it produce electricity by the line given the electron in distributed line. Because approximate 15 feet under motor body is iron coated.

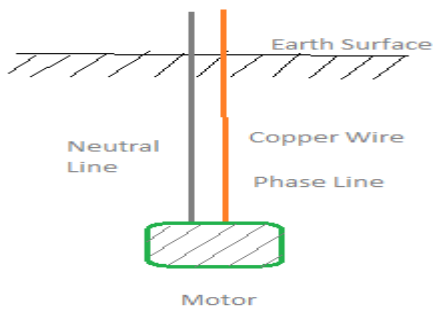


Figure: Bypass Line

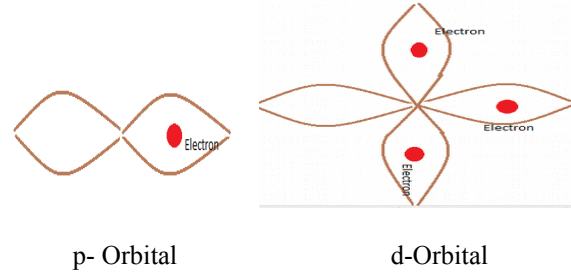
Method: Iron electron arrangement is Fe_{26} ($1s^2 2s^2 2p^6 3s^2 4s^2 3p^6 3d^5 4p^1$) and phase connection

copper wire take one electron by iron coated body of the motor from earth surface.

Here copper electron arrangement is

Cu_{29} ($1s^2 2s^2 2p^6 3s^2 4s^2 3p^6 4p^6 4d^3$) for the salt water of the underground earth surface.

External orbital p-Orbital and d- Orbital are dumple shape and double Dumple shape respectively.



p-Orbital and d-Orbital create magnetic flux and the new shape of the Conjugate orbital become,

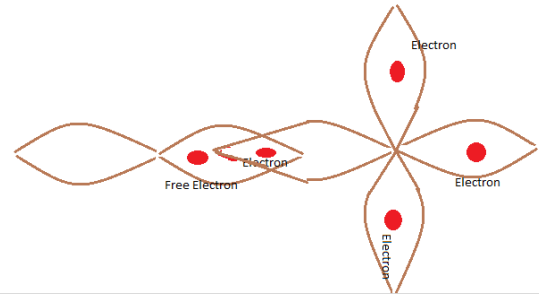


Figure : [Conjugate State]

The phase line transfer the extra electron to the main distributed line. And another side earthing connection create potential gap between by-pass line and the earthing line and phase line. In earthing line give electron and by-pass neutral line give electron to the main distributed phase line.

Hence earthing connection enrich the distributed line.

For copper and join of Iron rod of take the electron from the earth and produce more electron effeciant to the main electric line. By this we create natural electricity to the grid line to produce more and more power.

In another side when we produce more and more power in national grid to enrich our electricity, we generally produce more electric power. When we create one phase line in main junction point in the main line in house wire or office and another four line in neutral connection three line connected in on state and one line is off state. In off state one bulb about 25W is lighting for this earthing connection.

And on state the all power absorption element is absorb electric power.

So it is must be called electric line work as “and” and “or” gate policy like electronics at this condition.

Here phase line should be connected in main line in one wire to distributed and neutral line should connect in circuit breaker in four switch system to control the system

I have been seen when we earthing in normal maximum demand load 2kVAR, the line current goes on 1 A. And the neutral current in line goes through in line about 4 A into the earth earthing line. All the element work on the phase pressure of generation of electric line in the main distributed line, here use only one phase line and one neutral line from the main distributed line. The neutral line disbursement into four sub line and phase line absorb the supply electron from four subline of neutral line. The direction of current goes through the neutral line of the earthing line.

The over all process when any of the disbursement line of neutral connection of four subline of three is disconnected and one is connected the current goes through between the connected line into earth surface as a result common point of the connected line is also disconnected when other three line is connected the disconnected line current goes through the earth surface as a result the bulb about 25 W is enlighten.

And when in the line is on state of the sub line of earth surface is also enlighten when the other three sub line is in on state or off state.

As a result the connection behave as “OR” and “AND” gate in logic circuit.

Because in generation system all time magnetic flux is produced and electron flow through neutral to phase line. So electron gap pressure is created.

As a result all of the phase pressure create the flow of current phase to neutral line.

So overall procedure become. If circuit diagram create as this process and a circuit breaker is connected for all the room for safety from phase line because the phase line connected is main line; there are not any of circuit breaker or fuse in main point of bus bar. The room circuit breaker safe the phase conductivity from the living person.

As a result all the connection is safely connected.

When this type of connection is connected the overall process create electricity and current goes into the earth surface by earthing connection.

Here should be one earthing connection in meter connection which save the meter and every neutral connection in circuit breaker which behave like mess circuit must be connected in earth surface by earthing.

As a result when any of three is not connected but one is connected the earthing connection behave like slack bus and current flow into this to earth.

And other three is connected but there earth connection is disconnected the phase pressure created.

As a result which neutral connection is connected in earthing is on or off state flow current to the earth surface and behave like “OR” and “AND” gate as logic circuits.

The strength of earthing is depended the current flow between the earth surface.

To control the direct phase line should be used circuit breaker in every sub mess of the neutral line in phase point.

We observe that when motor is on the power factor is 0.67 and when off state of motor the power factor is 0.99.

In meter earthing line current is 1.22 A and neutral current is 1.23 A. When motor start the line and the neutral current is also same but is off state is motor when phase is on and phase pressure is created the neutral current goes 1.23A to 4.00 A approximate.

We also use a copper connection to increase the meter earthing in the bottom of earth surface of earthing to increase current flow to the earth surface.

For this we need not on the all load or partial on state does not total effect to the system.

The observation is done for 220 Voltage in AC current.

The main safety is that the overall process the phase pressure is so high so do not touch the phase in naked hand or metal wire.

There are also so many process of meter or instrument earthing which increase the current flow to the earth surface.

The process are Rod earthing in which we use a Iron rod about 36 inches to 60 inches which inserted to earth surface. Then used some charcoal, stone beside it. And have to seen that soil is moisture in lower earth surface. Such a iron rod earthing connection created.

In plate earthing used two or more metal plate in the moisture level of earth also use charcoal, stone in the gap of it. It behave like capacitive to store energy. It's efficiency much more higher than rod earthing.

In pipe earthing used metal pipe to increase the overall storage the charge in pipe surface to distributed into the earth surface. Overall process is same as above.

In urban area is difficult to connect earthing ind earth surface so we used neutral connection line into water supply line to neutralize the system.

Overall process increase the efficiency of distributed line.

In the view of orbital conjugate state the current flow the outer surface of metal element. So most external orbital create the current flow of this metal wire as a result electron flow between two materials in conjugate state or joint state in heat or temperature co-efficient.

So electron density create and slack or reference bus create in earthing line; as a result slack voltage become zero voltage as like earth voltage but current flow between it .

So light is enlighten.

Overall process is a transient moment of balance system.

In unbalance system the system want to be balance and transient moment is created.

The process create electricity is smaller amount but in in big think if every consumer distributed such small amount of electricity and the line energy density increase.

As a result distributed some natural energy to the earth to line .

To control it do not use any switch in on state when not in use.

Referance:

1. “ Power Electronics” By Haddi Saddat.
2. Undergraduate Class note from Prof. Golam Rabbani
3. Practical Class of Electrical instrument by Engr. Kamrul, PGCB.
4. The thesis work of “Load Flow Study” in Undergraduate Certificate Level.